

Clemson University

TigerPrints

Budget Documents

Clemson University Controller

1-1-2009

2009 Budget Document

Clemson University

Follow this and additional works at: https://tigerprints.clemson.edu/budget_docs

Recommended Citation

University, Clemson, "2009 Budget Document" (2009). *Budget Documents*. 11.
https://tigerprints.clemson.edu/budget_docs/11

This Article is brought to you for free and open access by the Clemson University Controller at TigerPrints. It has been accepted for inclusion in Budget Documents by an authorized administrator of TigerPrints. For more information, please contact kokeefe@clemson.edu.

CLEMSON

U N I V E R S I T Y

BUDGET DOCUMENT

Fiscal Year 2008-2009



Clemson University
Office of Budgets and Financial Planning

Table of Contents

	Page
Executive Summary	2
Clemson University FY 2008-09 Operating Expense Budget	6
Delegation of Authority to the Administration	7
Total Revenues and Expense Budget	
<i>Summary Budgeted Revenues and Expense Graphs</i>	8
<i>Revenue Budget</i>	9
<i>Estimated Operating Revenue by Function</i>	10
<i>Estimated Operating Expenses by Function</i>	12
Educational & General and Auxiliary Budgets	
<i>Budgeted Revenues and Expense Graphs</i>	13
<i>E&G Budget Center Detail</i>	14
<i>Auxiliary Enterprises Summary Budget</i>	16
Student Fees	
<i>Academic Fee Schedule</i>	17
<i>Debt Retirement and Plant Transfers</i>	20
<i>Tuition and Fees Comparisons</i>	
<i>Selected South Carolina Universities and Colleges</i>	21
<i>Peer Institutions - Resident Tuition and Fees</i>	22
<i>Peer Institutions - Non-Resident Tuition and Fees</i>	23
Public Service Activities Budget	
<i>Budgeted Revenues and Expenses</i>	24
Budgets by Account - University Summary	
<i>Operating Funds Budget Detail</i>	25
<i>Summary of Operating Funds Budget</i>	31
Budgets by Program - University Summary	
<i>Operating Funds Budget Detail</i>	33
<i>Summary of Operating Funds Budget</i>	37
Related Organizations	
<i>Clemson University Foundation - Budget</i>	39
Glossary	
<i>Definitions</i>	40

Executive Summary

The operating expense budget for the period July 1, 2008 through June 30, 2009 for Clemson University is estimated at \$692 million. Of the total budget, \$414 million (60 percent) supports the education, research, extension and public service missions and \$103 million (14%) supports the students and provides scholarships and fellowships.

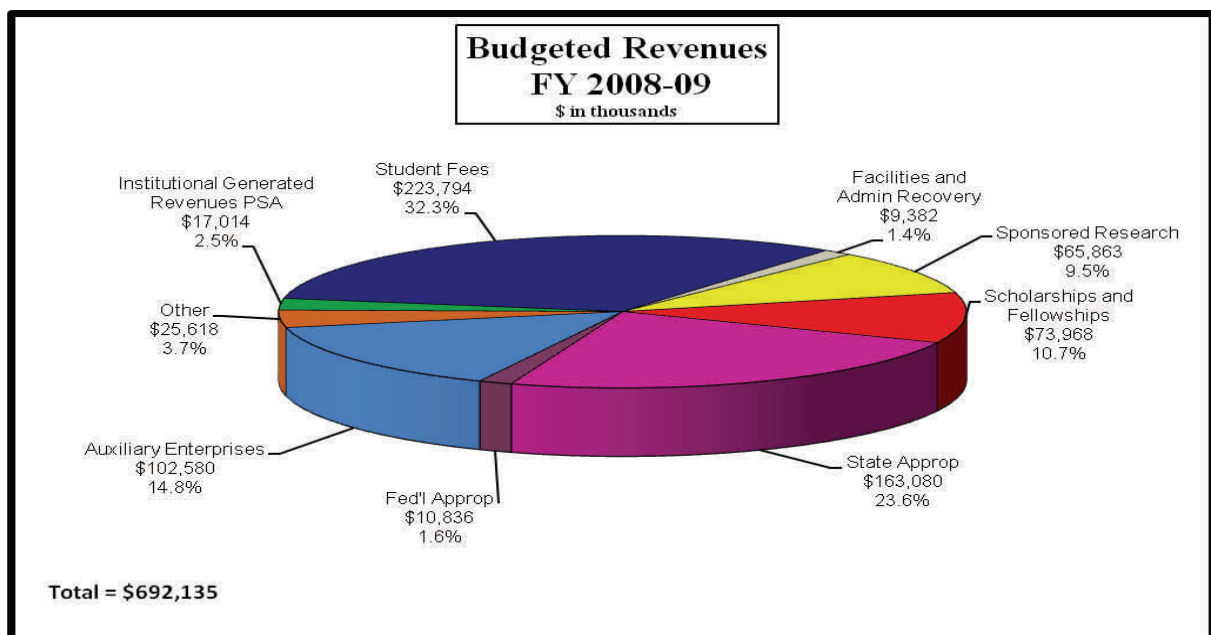
Operating Expenditure Budget

(in thousands)

Functional Area	2008-09 Budget	%
Instruction	\$ 185,658	27%
Research	110,220	16%
Academic Support	52,123	8%
Extension and Public Service	65,698	9%
Subtotal Education, Research and Extension and Public Service Missions	413,699	60%
Scholarships and Fellowships	78,702	11%
Student Services	24,183	3%
Subtotal student services, fellowships and scholarships	102,885	14%
Auxiliaries	83,286	12%
Institutional Support	45,284	7%
Operation and Maintenance of Plant	31,517	5%
Mandatory and Nonmandatory Transfers	15,417	2%
Subtotal Institutional, O & M and Transfers	92,218	14%
Total	\$ 692,088	100%

SOURCES FOR THE OPERATING EXPENSE BUDGET

As shown below, student fees (32 percent) fund the greatest proportion of the operating expenditure budget, followed by State appropriation (24 percent), and auxiliary revenues (15 percent).



Executive Summary

The fiscal year 2008-09 budget includes several items that have not previously been a part of the budget process. An estimate of graduate assistant tuition differential, realistic summer school revenue and off campus revenues estimates are budgeted for the first time in FY2008-09. To provide comparative budget information, the FY 2007-08 initial student fee revenue budgets as approved by the Board of Trustees has been adjusted for these items. In addition, the FY 2007-08 initial state appropriation budgets as approved by the Board of Trustees is adjusted to reflect permanent budget amendments of \$2.898 million.

The Board of Trustees approved an increase in tuition and fees for Fall 2008. South Carolinian's tuition and mandatory fees will increase 5.5 percent from \$9,838 to \$10,378 per academic year. Virtually all South Carolina freshmen entering Clemson University will receive a state funded scholarship. These scholarships and grants significantly reduce the true cost for an average entering freshman and upper classmen who maintain the required 3.0 grade point average. Out of state students will see a 7.5 percent increase in tuition and mandatory fees bringing the out of state annual rate to \$23,400. The increase in tuition and fees provides an additional \$8 million in revenue over last year's budgeted tuition and fees.

KEY INITIATIVES IMPACTING THE BUDGET

Top 20 Status

The Budget process is designed to prioritize funding requests in accordance with the strategic plan to become a Top 20 public university. Key investments totaling \$2.6 million will be made in collaborative educational and research initiatives such as Clemson University International Center for Automotive Research and Clemson University Restoration Institute. Other key investments include \$644,000 to increase safety and security of our students and \$1.2 million for information technology improvements.

State Funding, Mandated Costs and Inflation

Fiscal year 2009 brings a \$4 million decrease in general state appropriation. This decrease coupled with a state mandated pay increase of one percent and the rising costs of state provided employee benefit programs provides a negative impact on the budget of approximately \$9.8 million. Together, state mandates, budget cuts and increasing fringe benefits costs, have the effective result of decreasing state support by 6 percent. Inflation and rising energy costs are also a challenge.

Clemson has reallocated resources to fund Top 20 initiatives, implemented cost containment efforts and instituted lean initiatives to help fund some of these rising costs. These measures have allowed Clemson to hold the rate of tuition and fee increase to below the average of other South Carolina colleges (see page 21 for colleges reporting as of this budget document date).

Executive Summary

COMPARISON OF THE OPERATING BUDGET TO AUDITED FINANCIAL STATEMENTS

The operating budget for Clemson and its audited financial statements are equally important financial documents with distinct purposes. Annual audited financial statements provide a snapshot in time of the total historical financial position of Clemson. Preparation of the annual financial statements is regulated by the Governmental Accounting Standards Board. The Governmental Accounting Standards Board determines generally accepted accounting principles (GAAP) to be applied by all governmental units including public colleges and universities. Adherence to GAAP allows public higher educational institutions to compare financial strengths and weakness on a similar basis.

Clemson's operating budget is a planning tool to estimate the intended revenues and expenditures in a future year. Unlike the preparation of financial statements, the preparation, format and composition of the operating budget is not prescribed by any regulatory authority and is not necessarily similar to other institutions. The objective of an operating budget is to determine how to accomplish the current goals and strategic initiatives of Clemson while ensuring the long term availability of physical and financial resources. Clemson's administration is responsible for proposing annual operating budgets which keep revenues in balance with expenditures. Clemson's current operating budget includes unrestricted and restricted revenues and expenditures. Restricted funds have contractually binding requirements on the use of the funds. Unrestricted funds do not have binding requirements and can be used for any purpose to further the mission of Clemson.

The Statement of Revenues, Expenses, and Changes in Net Assets from the audited financial statements relate to the operating budget, but there are different rules and conventions employed. Several of those different rules include:

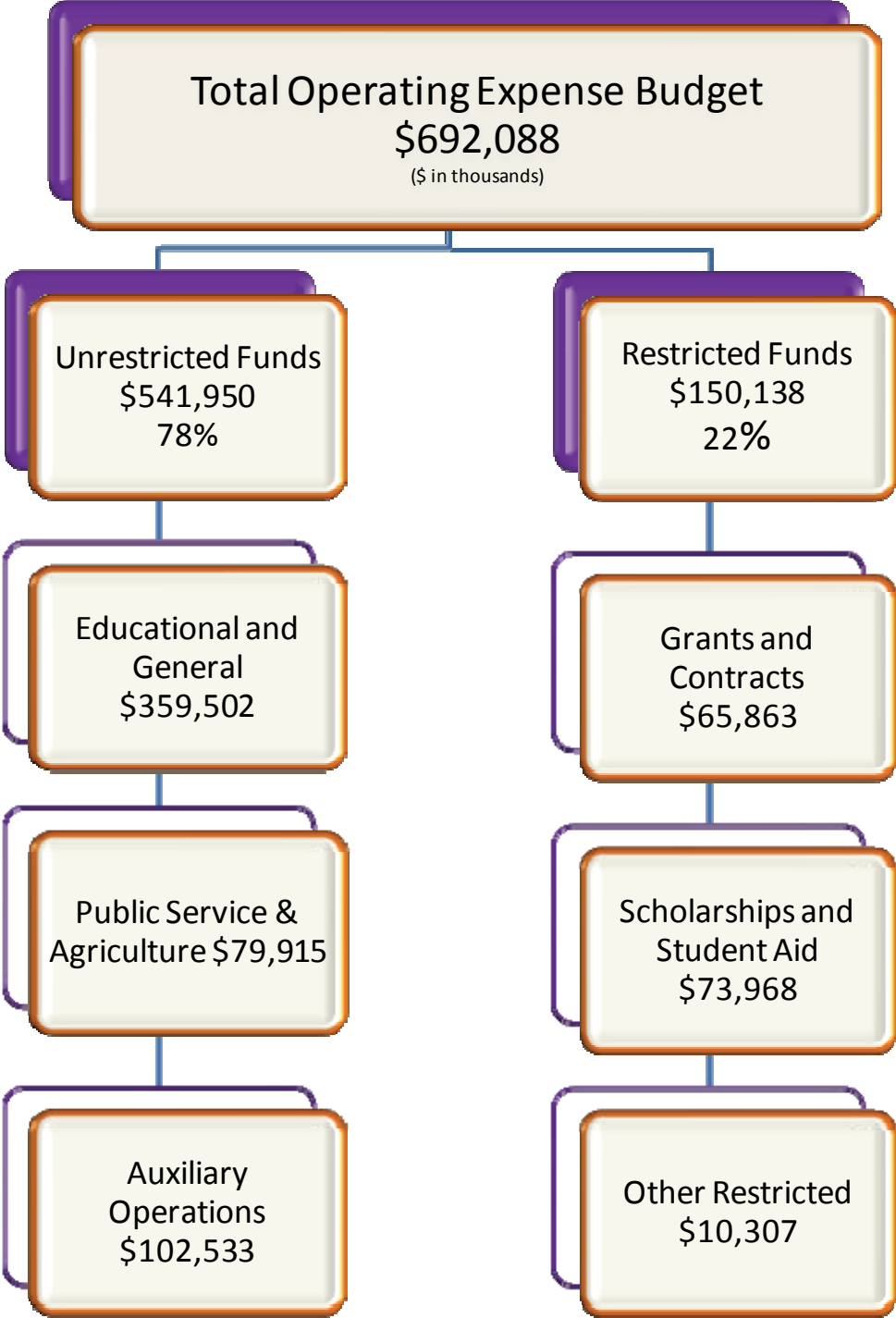
- GAAP financial statements classify general state appropriation as non-operating, while operating budgets classify this as operating income.
- GAAP accounting rules require tuition revenues to be shown net of scholarship allowances. The operating budget shows tuition and fees as gross income and the full amount of student aid is shown as an expense.
- GAAP financial statements recognize depreciation expense for buildings and equipment. In the operating budget, depreciation is not funded and non-capital purchases are recognized as expenses.
- GAAP financial statements reflect actual endowment performance whereas the operating budget reflects the planned spending distribution from the endowment.
- GAAP statements accrue pledges and the operating budget recognizes gifts when cash is received.
- Fringe benefit expenditures are included in the operating budget using pooled benefit rates whereas the GAAP basis financial statements require the impact of actual expenditures.

Executive Summary

LOOKING FORWARD

Budgets submitted to the Board of Trustees have typically included estimated revenues and a summary of how those revenues are deployed in supporting the educational, research, public service and extension missions of Clemson University. Going forward, the Budget office will prepare budget updates twice a year for the Board of Trustees to review. The review will include an overview of actual results as compared to the budgeted financial plan and identify major changes in revenue estimates and initiatives. During the course of the fiscal year as fund balances are identified and self supporting revenues vary from projections, it is a normal and routine practice to adjust the budget to more properly reflect actual activity. The budget updates will include these adjustments. In addition, the reviews will include previously non budgeted items such as summer school and off campus course revenues and graduate assistant tuition differential and other tuition waivers. The update will include all funds and will show the resources available to each college or support unit, including those available from related entities. In this overview, actual results are not presented in accordance with GAAP, but rather, will be presented consistent with the budget plan as described above.

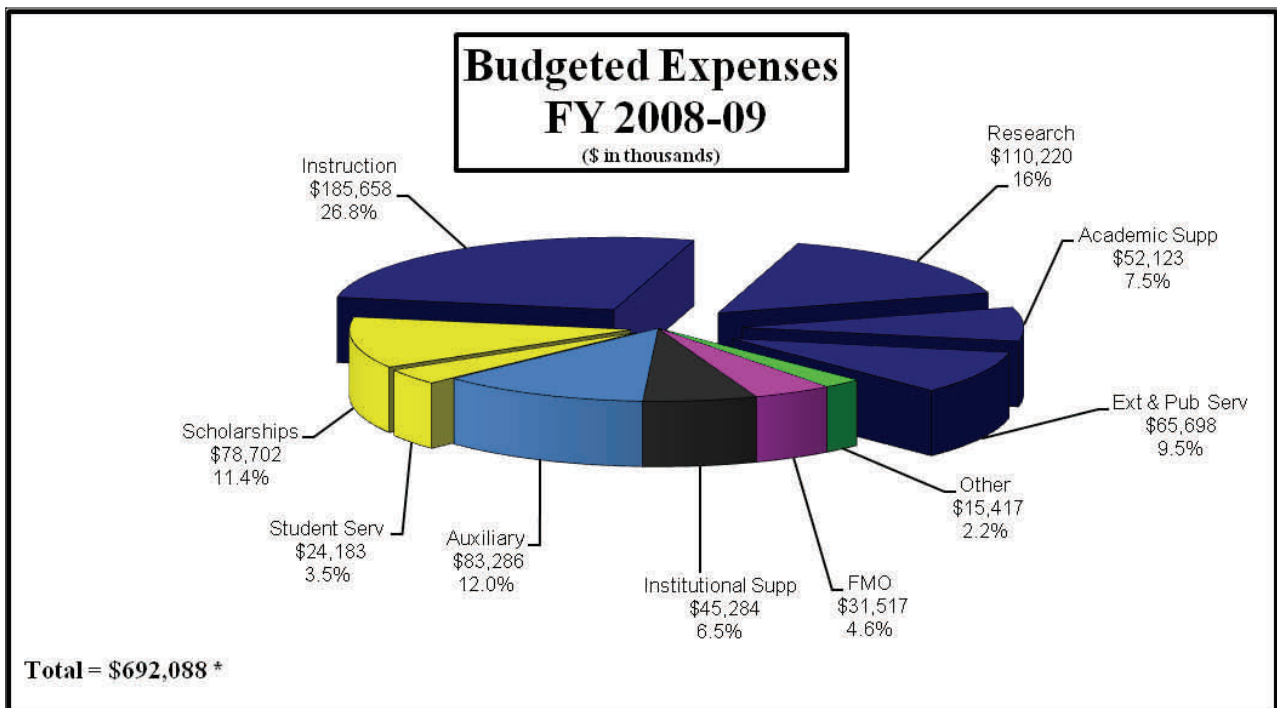
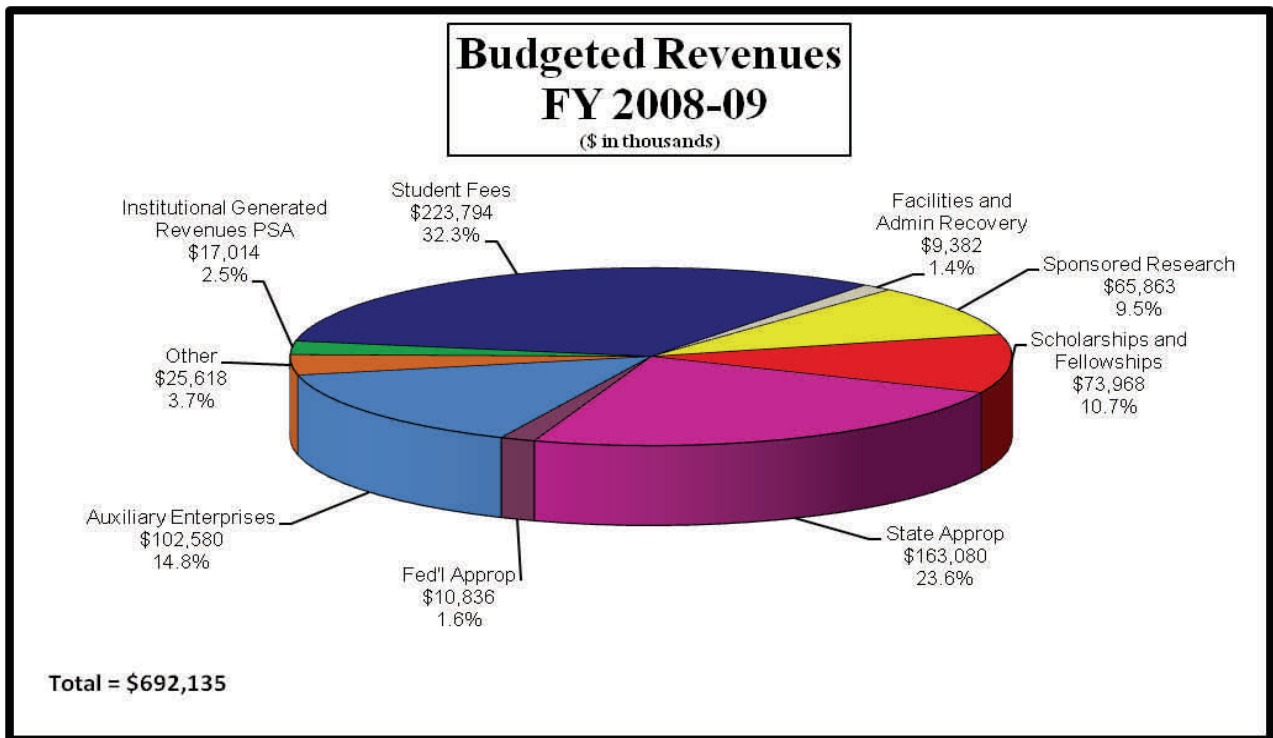
**Operating Expense Budget
FY2008-09**



Delegation of Authority To the Administration

In approving budgets, the Board of Trustees recognizes that (1) amounts budgeted as income are estimates and subject to change, (2) amounts budgeted for expenditures are a reflection of plans and workload estimates as of the time the budget is prepared, (3) each day may bring new challenges and developments requiring adjustments in plans, programs, estimates, and budget items. To provide for continuity and essential flexibility in operations, the Board of Trustees reaffirms the delegation of necessary authority to the President to act in all matters, and to the Chief Financial Officer to act in fiscal, contractual and other business matters, including specifically, authority to negotiate and make timely changes in contracts, to approve transfers and expenditures of funds permitted in the General Appropriations Act, including those funds commonly referred to as "contribution or gift funds" to be retained at the University, to adjust operating, permanent improvement and other income and expenditure items, and to take such other actions considered necessary in fiscal, contractual and other business matters in response to changing conditions and estimates. The Chairman of the Board, the Finance and Facilities Committee, the Executive Committee, or the full Board is to be consulted for further specific directions and approval as conditions appear to warrant.

Budget Summary FY 2008-09



* Difference in budgeted revenue and expense totals represent budgeted auxiliary revenues exceeding budgeted auxiliary expenses by \$47,000

Estimated Operating Revenue By Source FY 2008-09 (\$ in thousands)

	Proposed Budget FY2008-09	Initial Budget FY2007-08	Percent Change
RESOURCES BUDGETED			
Operating Revenues			
State Appropriations			
Educational and General Operations	\$ 111,015 ¹	\$ 112,937 ²	-1.7%
Public Service Activities Operations	52,065	51,908	0.3%
Total State Appropriations	\$ 163,080	\$ 164,845	-1.1%
Federal Appropriations			
Public Service Activities			
Agricultural Research	\$ 3,751	\$ 3,751	0.0%
Cooperative Extension	7,085	7,045	0.6%
Total Federal Appropriations	\$ 10,836	\$ 10,796	0.4%
University Generated Revenue			
Educational and General	\$ 248,487	\$ 239,916 ³	3.6%
Public Service Activities			
Agricultural Research	\$ 3,300	\$ 1,100	200.0%
Cooperative Extension	10,701	8,452	26.6%
Regulatory and Public Service	2,665	2,674	-0.4%
Livestock and Poultry Health	348	103	237.3%
Total Public Service Activities	\$ 17,014	\$ 12,329	38.0%
Total University Generated Revenue	\$ 265,501	\$ 252,245	5.3%
Auxiliary Enterprises	\$ 102,580	\$ 99,275	3.3%
Restricted Funds			
Small Grants and Contracts	\$ 358	\$ 407	-12.2%
Sponsored Programs Activities	65,505	63,117	3.8%
Scholarships and Student Aid	73,968	66,288	11.6%
Other	10,307	8,818	16.9%
Total Restricted Funds	\$ 150,138	\$ 138,630	8.3%
Total Operating Revenues	\$ 692,135	\$ 665,791	4.0%

¹ The proposed FY 2008-09 state appropriation revenue budget includes \$1.115 million for the state funded portion of the mandated 1% pay raise.

² For comparative purposes, FY 2007-08 initial state appropriation budget has been adjusted to reflect permanent budget amendments of \$2.898 million.

³ For comparative purposes, FY 2007-08 initial student fee revenue budget has been adjusted for graduate assistant revenue and expense of \$24M and \$3.51 million for summer school and off campus revenues not previously budgeted. In addition, FY 2007-08 undergraduate tuition waivers of \$8.97 million have been reclassified and budgeted as graduate and undergraduate tuition waivers to conform to classification currently in use.

Estimated Operating Revenue by Function FY 2008-09 (\$ in thousands)

	Proposed Budget FY2008-09	Initial Budget FY2007-08	Percent Change
OPERATING FUNDS			
UNRESTRICTED OPERATING REVENUES			
<i>Basic Educational and General</i>			
State Appropriation	\$ 111,015 ¹	\$ 112,937 ²	-1.7%
Student Fees	188,722	177,609 ³	6.3%
Graduate and Undergraduate Tuition Waivers	35,072	33,039 ³	6.2%
Short Courses and Seminars	2,610	2,019	29.3%
Facilities and Administrative Rate Recovery	9,382	12,382	-24.2%
Other University - Generated	8,196	7,245	13.1%
Computer Operations - Reimbursements	4,505	7,622	-40.9%
Total Basic Educational and General	\$ 359,502	\$ 352,853	1.9%
<i>Public Service Activities</i>			
Agricultural Experiment Station			
State Appropriation	\$ 22,687	\$ 23,069	-1.7%
Federal Appropriation	3,751	3,751	0.0%
Institutional Revenue	3,300	1,100	200.0%
Total Agricultural Experiment Station	\$ 29,738	\$ 27,920	6.5%
Cooperative Ag Extension Service			
State Appropriation	\$ 23,891	\$ 23,365	2.3%
Federal Appropriation	7,085	7,045	0.6%
Institutional Revenue	10,702	8,452	26.6%
Total Cooperative Ag Extension Service	\$ 41,678	\$ 38,862	7.2%
Regulatory and Public Service			
State Appropriation	\$ 1,825	\$ 1,814	0.6%
Institutional Revenue	2,665	2,674	-0.4%
Total Regulatory and Public Service	\$ 4,490	\$ 4,488	0.0%
Livestock and Poultry Health			
State Appropriation	\$ 3,452	\$ 3,456	-0.1%
Institutional Revenue	348	103	237.3%
Total Livestock and Poultry Health	\$ 3,800	\$ 3,559	6.8%
Bioengineering Alliance			
State Appropriation	\$ 114	\$ 112	2.0%
Total Bioengineering Alliance	\$ 114	\$ 112	2.0%

¹ The proposed FY 2008-09 state appropriation revenue budget includes \$1.115 million for the state funded portion of the mandated 1% pay raise.

² For comparative purposes, FY 2007-08 initial state appropriation budget has been adjusted to reflect permanent budget amendments of \$2.898 million.

³ For comparative purposes, FY 2007-08 initial student fee revenue budget has been adjusted for graduate assistant revenue and expense of \$24M and \$3.51 million for summer school and off campus revenues not previously budgeted. In addition, FY 2007-08 undergraduate tuition waivers of \$8.97 million have been reclassified and budgeted as graduate and undergraduate tuition waivers to conform to classifications currently in use.

**Estimated Operating Revenue
by Function FY 2008-09**
(\$ in thousands)

	Proposed Budget FY2008-09	Initial Budget FY2007-08	Percent Change
State Energy Program			
State Appropriation	\$ 95	\$ 92	3.1%
Total State Energy Program	<u>\$ 95</u>	<u>\$ 92</u>	<u>3.1%</u>
Total Public Service Activities	<u>\$ 79,915</u>	<u>\$ 75,033</u>	<u>6.5%</u>
Auxiliary Enterprises			
Institutional Revenue	<u>\$ 102,580</u>	<u>\$ 99,275</u>	<u>3.3%</u>
Total Unrestricted Operating Revenues	<u>\$ 541,997</u>	<u>\$ 527,161</u>	<u>2.8%</u>
RESTRICTED OPERATING REVENUES			
Small Grants and Contracts	\$ 358	\$ 407	-12.2%
Sponsored Programs Activities	65,505	63,117	3.8%
Scholarships and Student Aid	73,968	66,288	11.6%
Other	<u>10,307</u>	<u>8,818</u>	<u>16.9%</u>
Total Restricted Operating Revenues	<u>\$ 150,138</u>	<u>\$ 138,630</u>	<u>8.3%</u>
TOTAL ALL OPERATING REVENUES	<u><u>\$ 692,135</u></u>	<u><u>\$ 665,791</u></u>	<u><u>4.0%</u></u>

Estimated Operating Expenses by Function FY 2008-09 (\\$ in thousands)

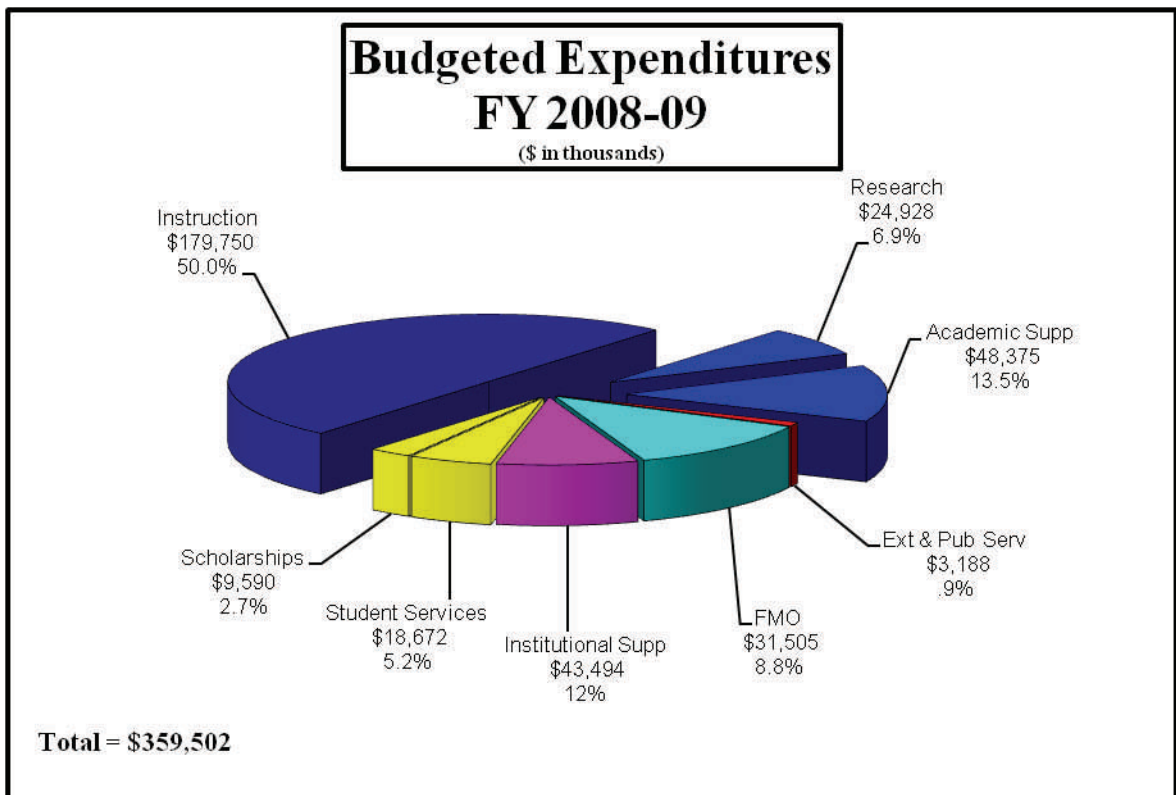
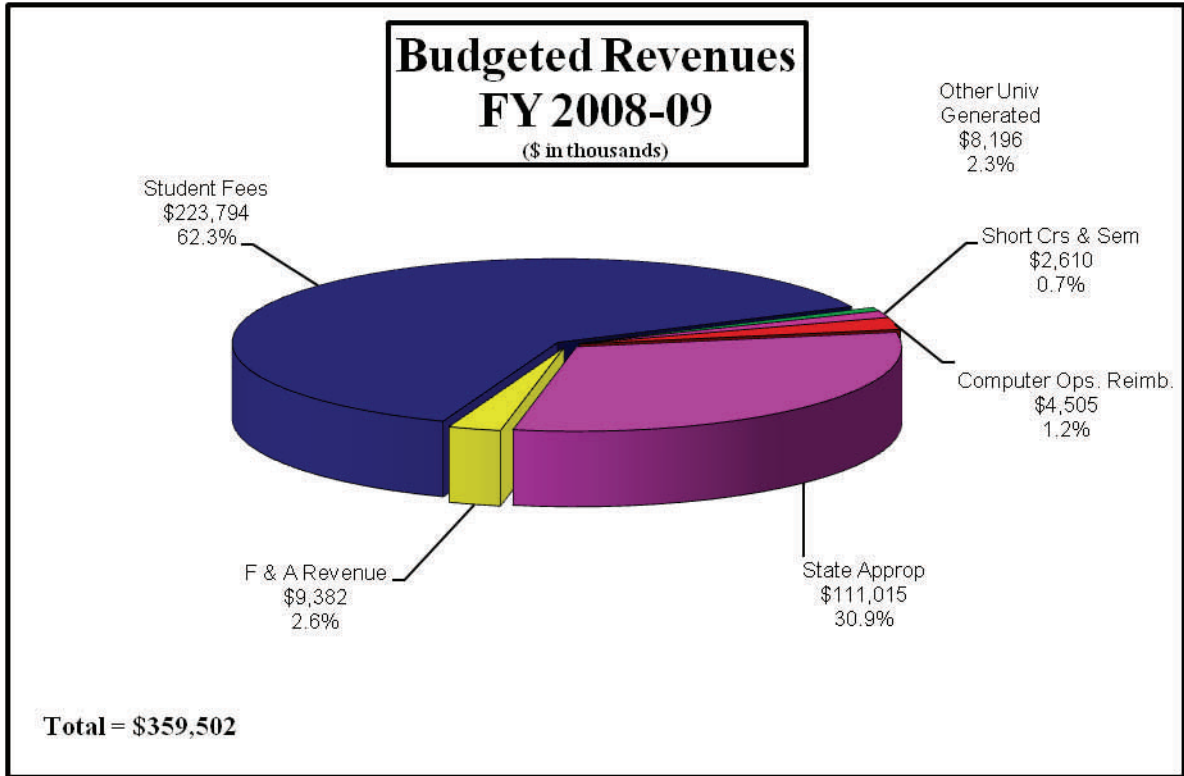
	Proposed Budget FY2008-09	Initial Budget FY2007-08	Percent Change
Unrestricted Operating Expenses			
Basic Educational and General	\$ 359,502 ¹	\$ 352,853 ^{2,3}	1.9%
Agricultural Experiment Station	29,738	27,920	6.5%
Cooperative Agricultural Extension Service	41,678	38,862	7.2%
Regulatory and Public Service	4,490	4,488	0.0%
Livestock and Poultry Health	3,800	3,559	6.8%
Bioengineering Alliance	114	112	2.0%
State Energy Center	95	92	3.1%
Total Unrestricted Operating Expenses	\$ 439,417	\$ 427,886	2.7%
Unrestricted Auxiliary Enterprises			
	\$ 102,533	\$ 99,879	2.7%
Restricted Operating Expenses			
Small Grants and Contracts	\$ 358	\$ 407	-12.2%
Sponsored Program Activities	65,505	63,117	3.8%
Scholarships and Student Aid	73,968	66,288	11.6%
Other	10,307	8,818	16.9%
Total Restricted Operating Expenses	\$ 150,138	\$ 138,630	8.3%
TOTAL OPERATING EXPENSES	\$ 692,088	\$ 666,395	3.9%

¹ The proposed FY 2008-09 state appropriation revenue budget includes \$1.115 million for the state funded portion of the mandated 1% pay raise.

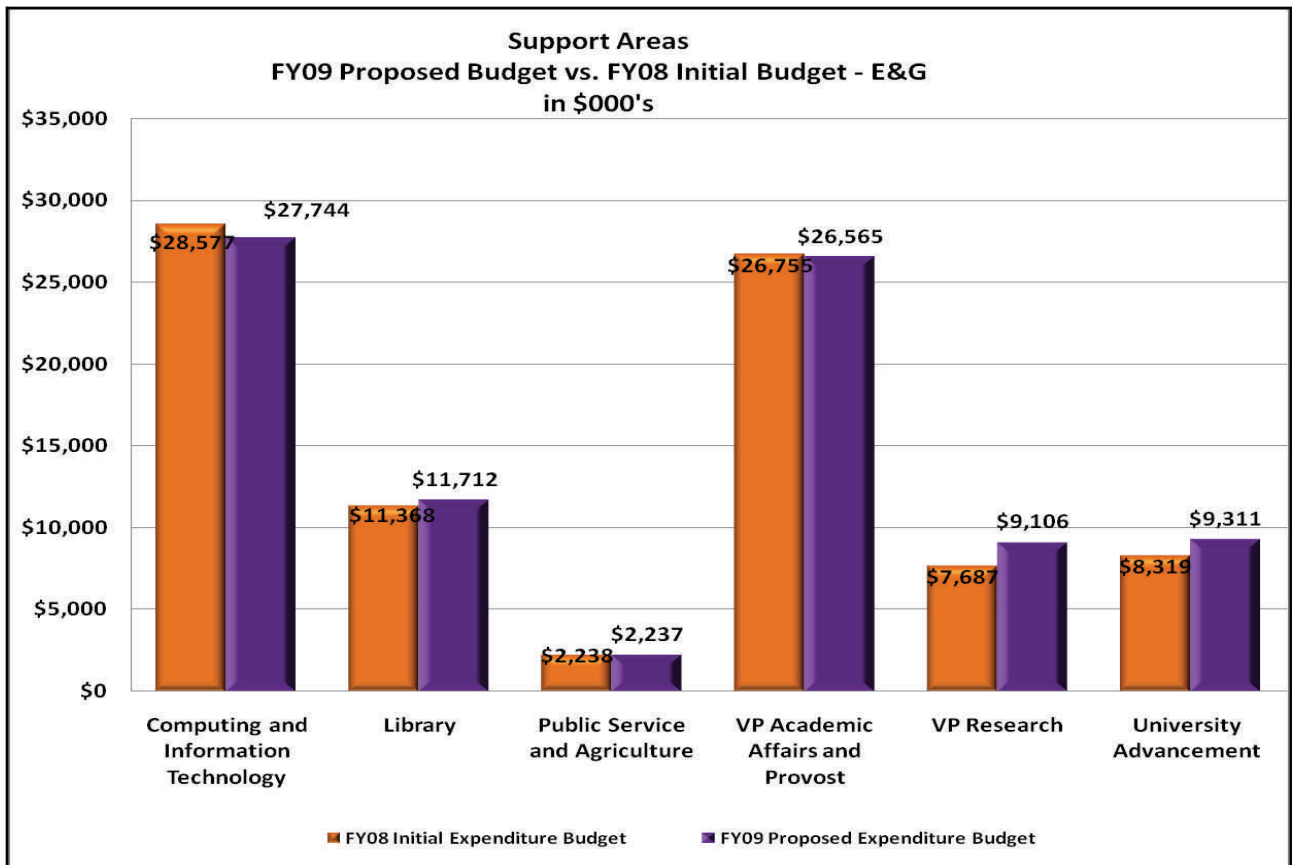
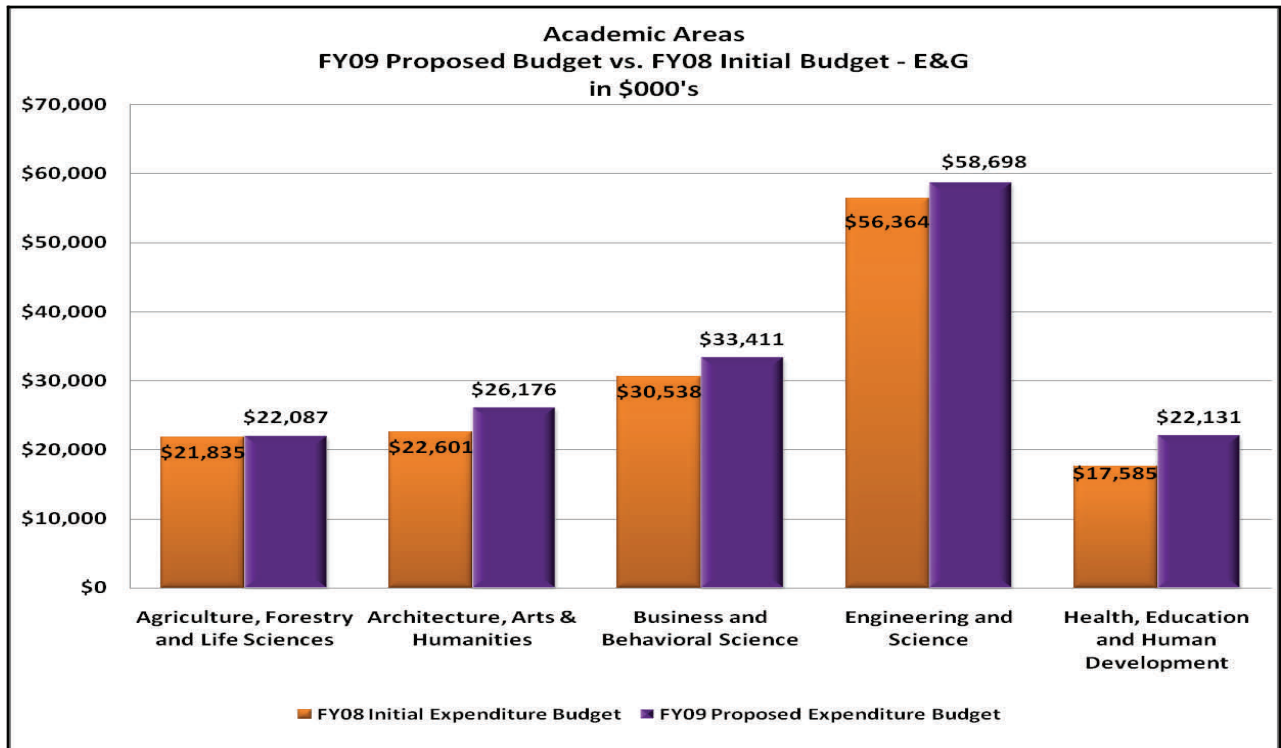
² For comparative purposes, FY 2007-08 initial state appropriation budget has been adjusted to reflect permanent budget amendments of \$2.898 million.

³ For comparative purposes, FY 2007-08 initial student fee revenue budget has been adjusted for graduate assistant revenue and expense of \$24M and \$3.51 million for summer school and offcampus revenues not previously budgeted. In addition, FY 2007-08 undergraduate tuition waivers of \$8.97 million have been reclassified and budgeted as graduate and undergraduate tuition waivers to conform to classifications currently in use.

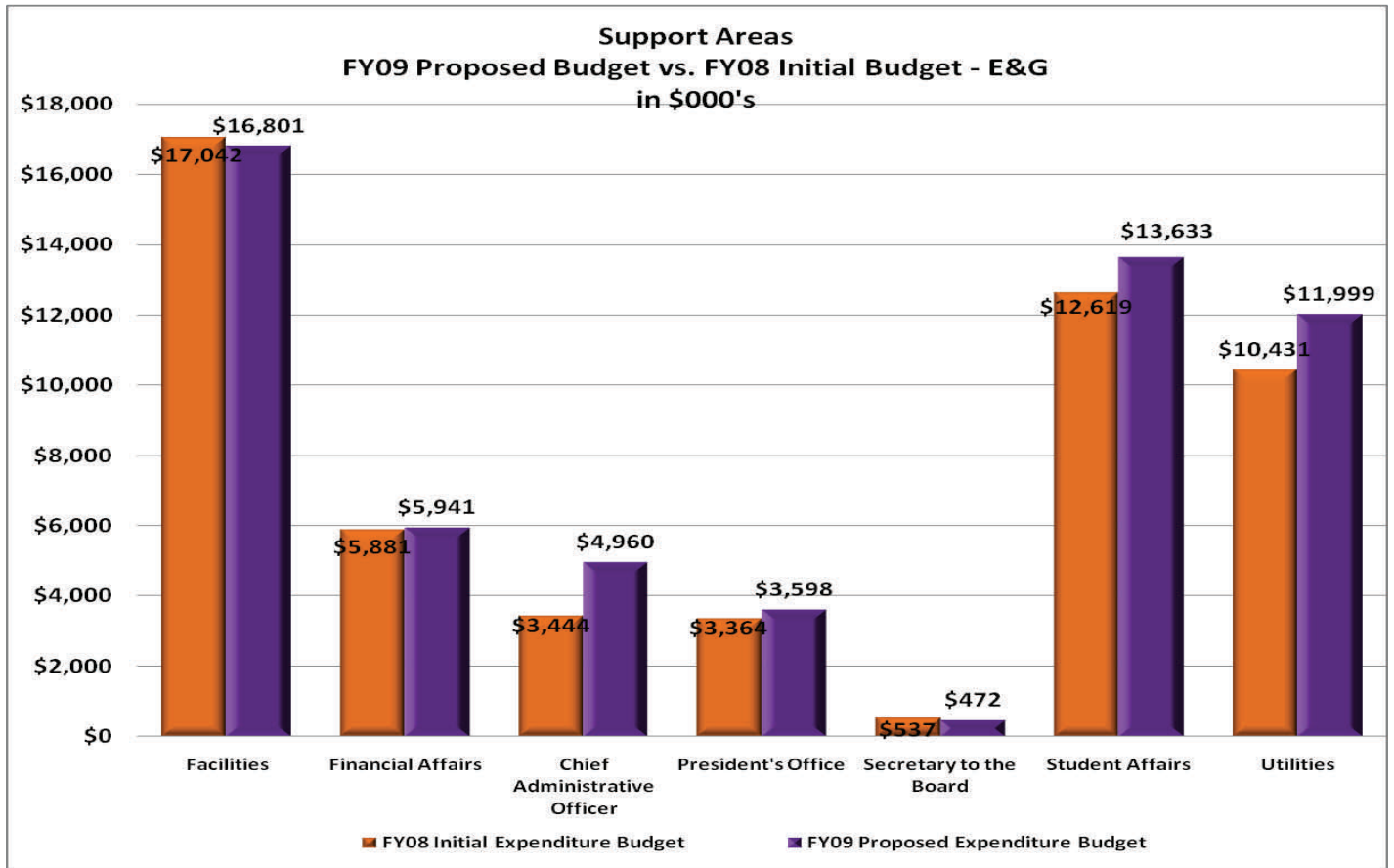
Educational and General Funds



E&G Budget Center Detail



E&G Budget Center Detail



The Chief Administrative Officer proposed FY2008-09 budget includes \$1.6 million for CU-ICAR. In previous years, CU-ICAR costs were not budgeted in the annual budget process.

Auxiliary Enterprises FY2008-09

	Beginning Fund Balance July 1, 2008	FY 2008-09 Revenue	FY 2008-09 Expenditures	FY 2008-09 Transfer In (Out)	Ending Fund Balance June 30, 2009
Information Systems Development	\$50,000	\$7,437,295	(\$7,437,295)	-	\$50,000
Telecommunications	\$654,400	\$4,185,627	(\$4,250,350)	-	\$589,677
Parking Services	\$214,564	\$3,761,645	(\$2,744,016)	(\$1,017,629)	\$214,564
Student Health Center	\$1,505,500	\$5,519,217	(\$5,455,036)	(\$478,526)	\$1,091,155
Tiger 1 Card Office	\$259,871	\$693,294	(\$740,482)	\$59,596	\$272,279
University Housing	\$270,322	\$23,802,259	(\$14,579,068)	(\$9,223,190)	\$270,323
Vending Operations	\$1,552,100	\$968,023	(\$245,383)	(\$2,284,546)	(\$9,806)
Bookstore	\$1,059,867	\$1,300,000	(\$156,745)	(\$1,354,500)	\$848,622
Food Services	\$1,667,479	\$14,805,658	(\$11,887,630)	(\$1,954,500)	\$2,631,007
Transportation Services	\$1,820,079	\$1,476,861	(\$1,388,467)	(\$1,000)	\$1,907,473
Vending-Committee	\$58,000	-	(\$125,000)	\$125,000	\$58,000
Student Post Office	\$25,682	\$291,900	(\$266,569)	(\$5,000)	\$46,013
Athletic Department	\$8,897,746	\$38,337,926	(\$47,870,718)	\$10,748,146	\$10,113,100
Total	\$18,035,610	\$102,579,705	(\$97,146,759)	(\$5,386,149)	\$18,082,407

Academic Fee Schedule Effective Fall 2008

	Resident	Non-Resident
Full-Time Undergraduate (Twelve Hours or More) per Semester:		
Base Academic Fee	\$4,358	\$10,007
Tuition	494	1,221
Other Debt Retirement	91	226
Matriculation	5	5
Activity Fee	30	30
Software License Fee	12	12
Fike Fee	35	35
Medical Fee	131	131
Transit Fee	33.50	33.50
Total Full-Time Fees per Semester	\$5,189	\$11,700
Additional Semester Fees for Full-Time Undergraduate Students with 30+ Credit Hours:		
Library Fee	\$50	\$50
Information Technology Fee	\$115	\$115
Part-Time Undergraduate (Less than Twelve Hours) per Credit Hour:¹		
Base Academic Fee	\$395	\$887
Tuition	41	102
Other Debt Retirement	8	19
Activity Fee	3	3
Information Technology Fee	9	9
Total Part-Time Fees per Credit Hour	\$456	\$1,020
Additional per Session Fees for Part-Time Undergraduate Students:		
Matriculation	\$5	\$5
Software License Fee	\$12	\$12
Fike Fee (6+ on-campus credit hours)	\$35	\$35
Medical Fee (7+ credit hours)	\$131	\$131
Library Fee	\$4	\$4
Maymester & Summer Sessions per Credit Hour:		
Base Academic Fee	\$395	\$887
Tuition	41	102
Other Debt Retirement	8	19
Activity Fee	3	3
Information technology fee	9	9
Total Maymester & Summer Session Fee per Credit Hour	\$456	\$1,020
Additional per Session Fees for Maymester/Summer Session Undergraduate Students:		
Maymester/Summer School Fee	\$5	\$5
Audit Fee per Credit Hour	\$228	\$510

Academic Fee Schedule Effective Fall 2008

	Resident	Non-Resident
Full-Time Graduate (Twelve Hours or More) per Semester:		
Tier 1 Program - Base Academic Fee ¹	\$3,625	\$7,303
Tier 2 Program - Base Academic Fee	\$2,976	\$6,001
Tier 3 Program - Base Academic Fee	\$2,492	\$5,033
Tier 4 Program - Base Academic Fee	\$2,145	\$4,338

Additional Fees per Semester for Full-Time Graduate Students:

Tuition	\$494	\$1,221
Other Debt Retirement	91	226
Matriculation	5	5
Activity Fee	10	10
Software License Fee	12	12
Fike Fee	35	35
Medical Fee	131	131
Transit Fee	33.50	33.50
Information Technology Fee	115	115
Total Additional Fees	\$927	\$1,788

Part-Time Graduate or Summer Session Graduate (Less than Twelve Hours) per Credit Hour:

Base Academic Part-Time Fee (Graduate)	\$453	\$894
Tuition	41	102
Other Debt Retirement	5	15
Activity Fee	1	1
Information Technology Fee	9	9
Total Part-Time Fees per Credit Hour	\$509	\$1,021

Additional per Session Fees for Part-Time Graduate Students:

Matriculation	\$5	\$5
Software License Fee	\$12	\$12
Fike Fee (6+ on-campus credit hours)	\$35	\$35
Medical Fee (7+ credit hours)	\$131	\$131

Graduate Assistants per Semester:

Base Academic Fee	\$755	\$755
Tuition	8	8
Other Debt Retirement	3	3
Matriculation	5	5
Activity Fee	10	10
Software License Fee	12	12
Fike Fee	35	35
Medical Fee	131	131
Transit Fee	33.50	33.50
Total Fees per Semester	\$993	\$993

Academic Fee Schedule Effective Fall 2008

GRADUATE FEES (cont'd.)

Summer Session- Base Academic Fees: (Additional Fees Apply- See Page 17 & 18)	Resident	Non-Resident
Regular Graduate Summer Session Fee	\$453/Hour	\$894/Hour
Masters Educ-Elementary/Secondary/Reading/Special/Admin & Supv	\$325/Hour	\$650/Hour
Masters of Historic Preservation	\$1334/Hour	\$1834/Hour
Assistantship; Graduate Fee	\$315/Session	\$315/Session
Graduate International Exchange Program (Summer Non-Assistantship) ¹	\$453/Hour	\$453/Hour
Graduate International Exchange Program (Summer Assistantship) ¹	\$315/Session	\$315/Session
Summer (Non-Assistantship Tier - All Tiers; 3-6 Credits)	\$2,265/Session	\$4,470/Session

Other Program- Base Academic Fees: (Additional Fees Apply - See Page 17 & 18)	Resident	Non-Resident
MBA/MHA/MENGR	\$507/Hour	\$851/Hour
HEHD Graduate Degree On-line Programs	\$495/Hour	\$495/Hour
HEHD Master Youth Development On-line Programs	\$395/Hour	\$395/Hour
ECE On-Line Courses	\$446/Hour	\$446/Hour
MEngr IE On-Line	\$750/Hour	\$750/Hour
International Family & Community Studies	n/a	\$200/Hour
Graduate International Exchange Program (Full-Time Assistantship) ¹	\$755/Semester	\$755/Semester
Graduate International Exchange Program (Full-Time Non-Assistantship) ¹	\$2,810/Semester	\$2,810/Semester
Graduate International Exchange Program (Part-Time Non-Assistantship) ¹	\$453/Hour	\$453/Hour
Business and Behavioral Science - Non-Majors Surcharge/Credit Hour 300/400	\$100/Hour	\$100/Hour
Business and Behavioral Science Jr/Sr Differential Tuition	\$1,000/Semester	\$1,000/Semester
Masters Educ - Elementary/Secondary/Reading/Special/Admin & Supv	\$325/Hour	\$650/Hour
Masters in Historic Preservation (Students entering Fall 2008)	\$14,000/Semester	\$14,000/Semester
Masters in Real Estate Development (Students entering Fall 2008)	\$11,250/Semester	\$11,250/Semester
Educ. Contract Courses - Professional Dev (+\$150/OS Student)	\$4,400/Course	\$6,300/Course
Educ. Contract Courses - Masters Program Eligible (+\$150/OS Student)	\$10,000/Course	\$12,000/Course
Educ. Contract Courses - Doctoral Program Eligible (+\$150/OS Student)	\$12,000/Course	\$15,000/Course
Study Abroad ¹	\$453/Hour	\$453/Hour
Variable Laboratory Fee Based on Specific Lab	\$75-200/ Lab Seat	\$75-200/ Lab Seat

¹ For Study Abroad students there is an additional 10% fee.

Debt Retirement and Plant Fund Transfers

(\$ in thousands)

ESTIMATED DEBT SERVICE REQUIREMENTS (See Note 1):

Athletic Facilities Revenue Bonds	\$3,100
Clemson University Revenue Bonds	7,062
Plant Improvement Bonds	856
State Institution Bonds	8,385
<i>TOTAL ESTIMATED DEBT SERVICE REQUIREMENTS:</i>	\$19,403

Note 1:

Accumulated funds, investment income and proceeds from current fees and bonds are estimated to cover the debt service obligations, applicable service charges and any debt service reserve requirements.

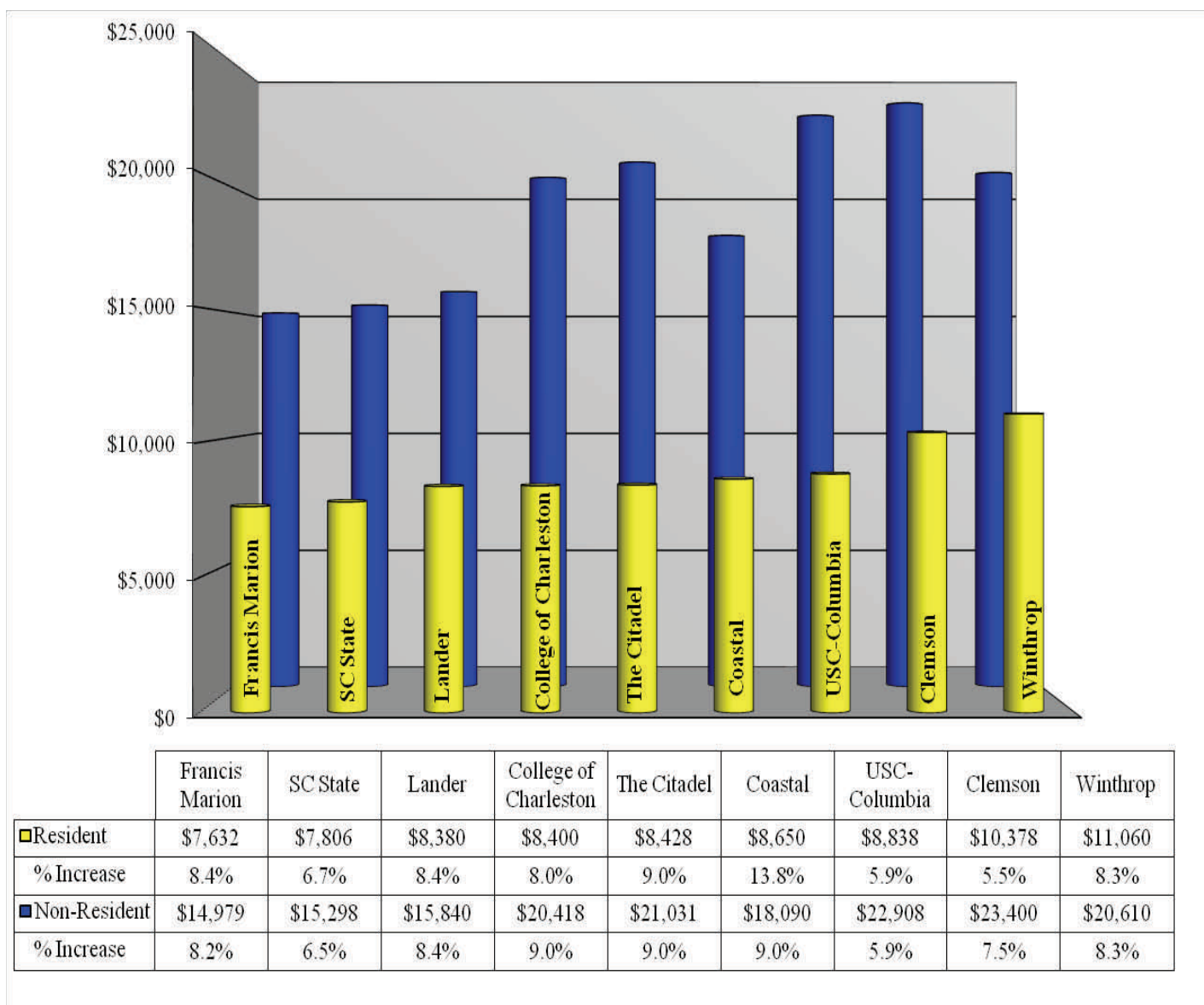
FUNDS FOR DEBT SERVICE AND PERMANENT IMPROVEMENTS (See Note 2):

Auxiliary Facilities Revenues	\$12,553
Plant Improvement and MR&R Fees	3,336
Tuition and Matriculation Fees	17,889
<i>TOTAL FOR DEBT SERVICE AND PERMANENT IMPROVEMENTS:</i>	\$33,778

Note 2:

Estimated revenues are earmarked in accordance with applicable legislation for payment of bond debts, and where specifically authorized by law, for selected improvements to the extent that these revenues are not needed to meet debt service payments and reserve requirements.

Tuition and Fees Selected South Carolina Universities & Colleges Academic Year 2008-09



*Best available information at publishing date. Subject to change.

Resident average increase for peer institutions is 8.6%

Non-Resident average increase for peer institutions is 8.0%

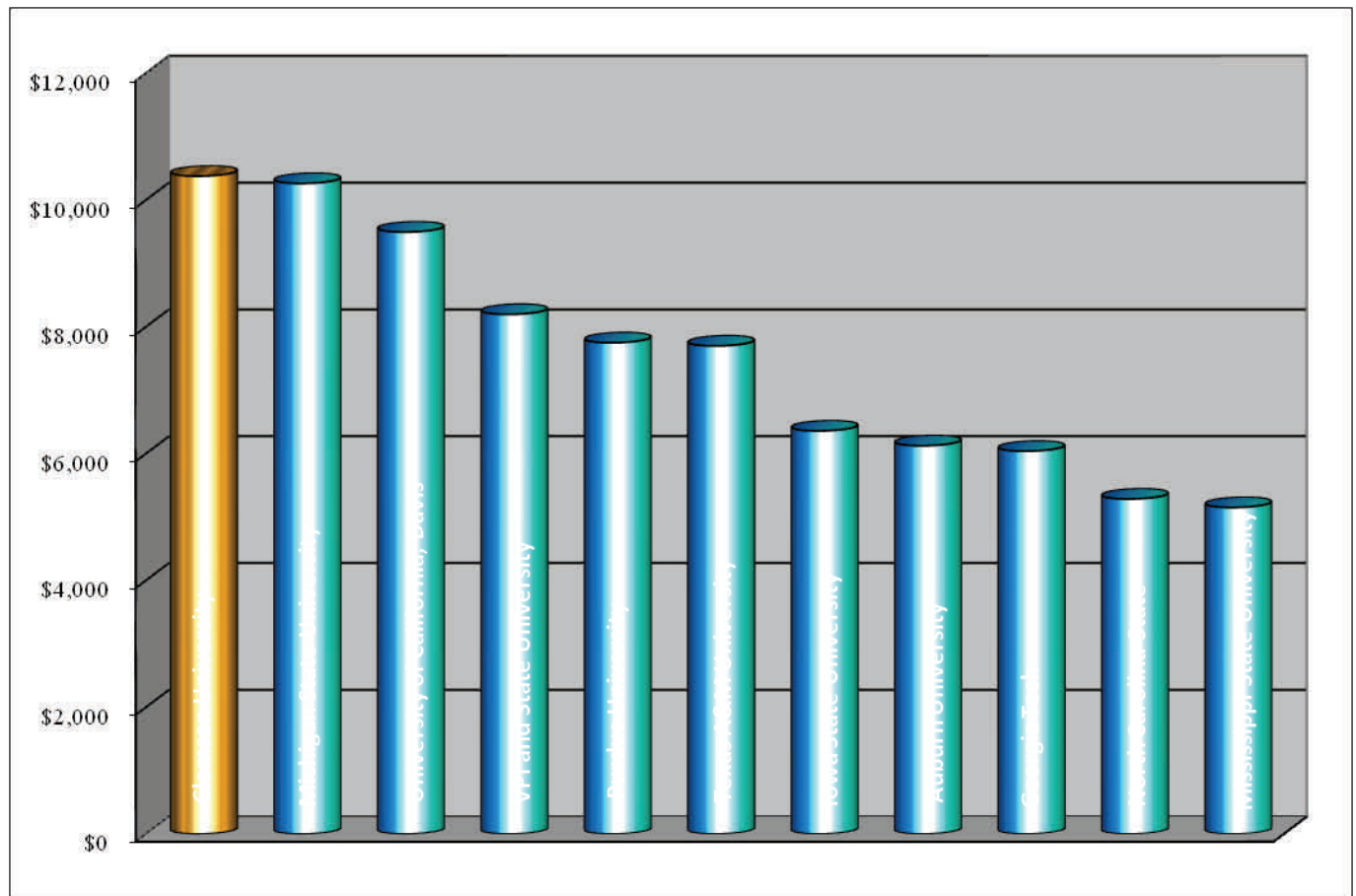
Tuition and Fees

Resident Undergraduate Peer Institutions Comparison

Institution	2003-04	2004-05	2005-06	2006-07	2007-08	Estimated 2008-09	% Change 2007-08 to 2008-09	\$ Change 2007-08 to 2008-09
Clemson University	\$6,934	\$7,840	\$8,816	\$9,400	\$9,838	\$10,378	5.5%	\$540
Michigan State University	\$6,703	\$7,000	\$7,880	\$8,793	\$9,640	\$10,263	6.5%	\$623
University of California, Davis	\$6,438	\$7,557	\$8,129	\$8,323	\$8,926	\$9,497	6.4%	\$571
VPI and State University	\$5,095	\$5,838	\$6,378	\$6,973	\$7,397	\$8,198	10.8%	\$801
Purdue University	\$5,860	\$6,092	\$6,458	\$7,096	\$7,416	\$7,750	4.5%	\$334
Texas A&M University	\$5,051	\$5,955	\$6,399	\$6,966	\$7,335	\$7,700	5.0%	\$365
Iowa State University	\$5,028	\$5,426	\$5,634	\$5,860	\$6,161	\$6,360	3.2%	\$199
Auburn University	\$4,426	\$4,828	\$5,278	\$5,448	\$5,834	\$6,126	5.0%	\$292
Georgia Tech	\$4,076	\$4,278	\$4,648	\$4,926	\$5,642	\$6,040	7.1%	\$398
North Carolina State University	\$3,970	\$4,282	\$4,338	\$4,783	\$5,117	\$5,286	3.3%	\$169
Mississippi State University	\$3,874	\$4,106	\$4,312	\$4,596	\$4,978	\$5,152	3.5%	\$174

Average peer group increase

5.5%



Best available information at publishing date. Subject to change.

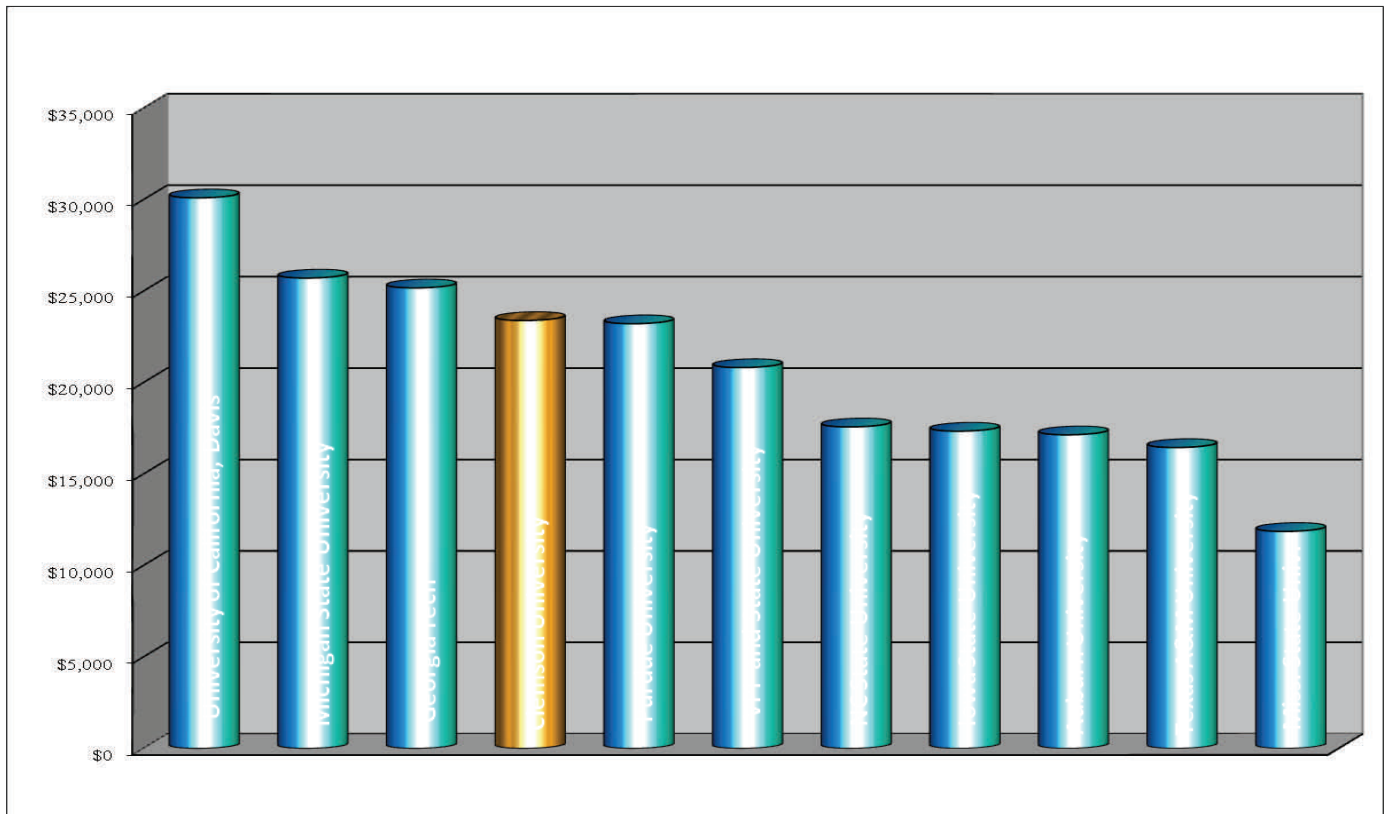
Tuition and Fees

Non-Resident Undergraduate Peer Institutions Comparison

Institution	2003-04	2004-05	2005-06	2006-07	2007-08	Estimated 2008-09	% Change 2007-08 to 2008-09	\$ Change 2007-08 to 2008-09
University of California - Davis	\$20,648	\$24,513	\$25,949	\$27,007	\$28,545	\$30,105	5.5%	\$1,560
Michigan State University	\$16,663	\$17,845	\$19,632	\$21,438	\$23,500	\$25,721	9.5%	\$2,221
Georgia Tech	\$16,002	\$17,558	\$18,990	\$20,272	\$23,366	\$25,182	7.8%	\$1,816
Clemson University	\$14,532	\$16,404	\$18,440	\$19,824	\$21,768	\$23,400	7.5%	\$1,632
Purdue University	\$17,640	\$18,700	\$19,824	\$21,266	\$22,224	\$23,224	4.5%	\$1,000
VPI and State University	\$15,029	\$16,581	\$17,837	\$19,049	\$19,775	\$20,826	5.3%	\$1,051
North Carolina State University	\$15,818	\$16,180	\$16,536	\$16,981	\$17,315	\$17,584	1.6%	\$269
Iowa State University	\$14,370	\$15,128	\$15,724	\$16,354	\$16,919	\$17,350	2.5%	\$431
Auburn University	\$12,886	\$14,048	\$14,878	\$15,448	\$16,334	\$17,151	5.0%	\$817
Texas A&M University	\$12,131	\$13,695	\$14,679	\$15,216	\$15,675	\$16,457	5.0%	\$782
Mississippi State University	\$8,780	\$9,306	\$9,772	\$10,552	\$11,469	\$11,870	3.5%	\$401

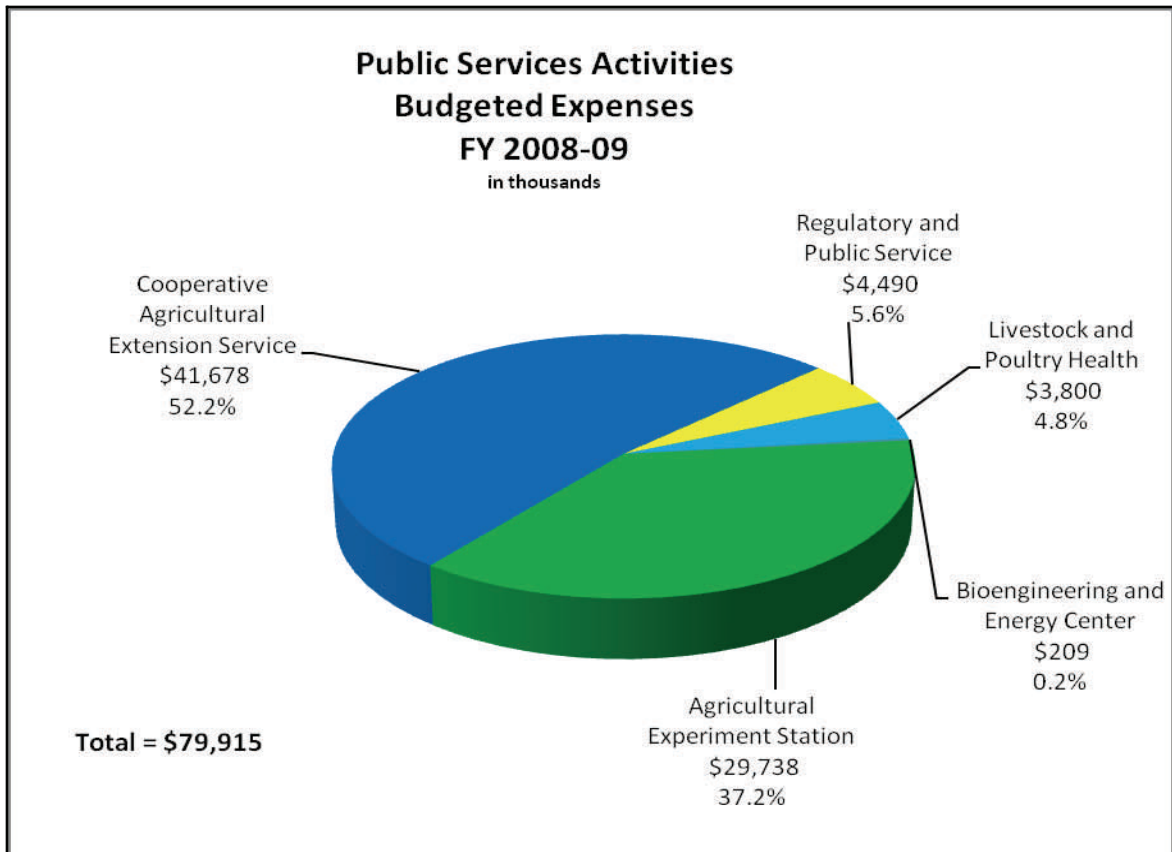
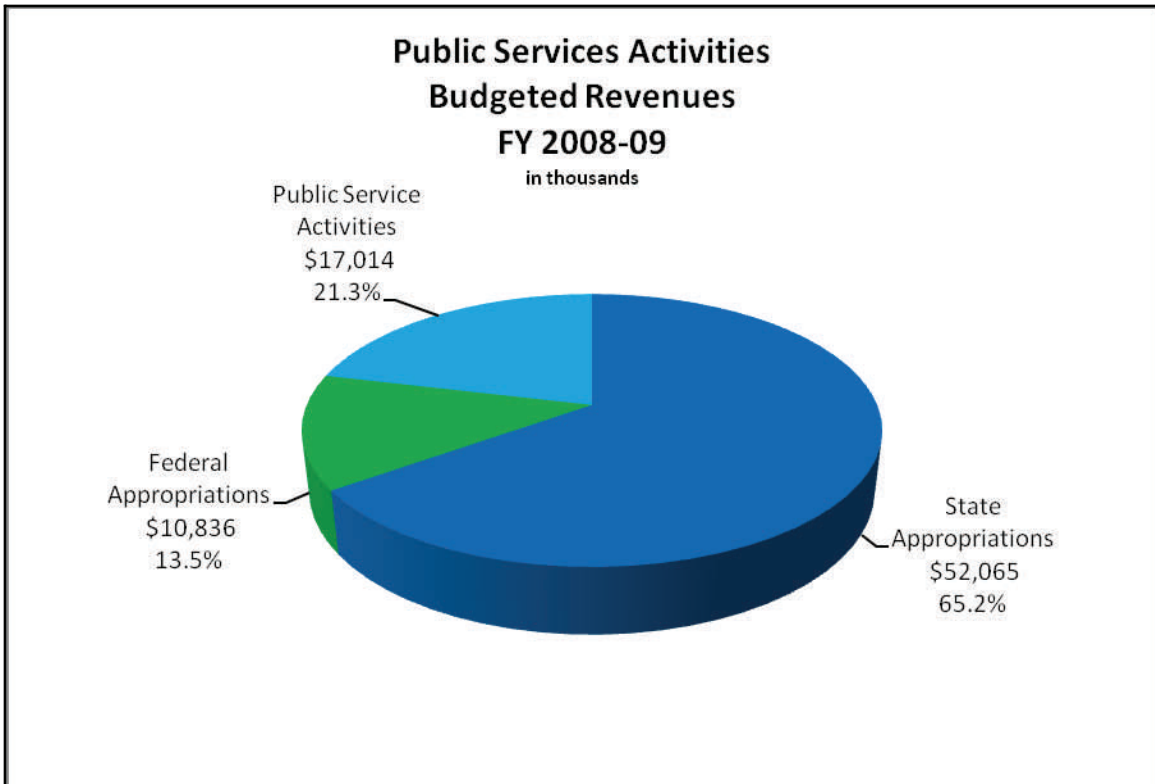
Average peer group increase

5.0%



Best available information at publishing date. Subject to change.

Proposed Public Service Activities Budget



EXPENSE BUDGETS

BY ACCOUNTS

Expense Budgets by Account for FY 2008-09 (\$ in thousands)

	Proposed Budget FY2008-09	Initial Budget FY2007-08	Percent Change
UNRESTRICTED OPERATING EXPENSES			
Basic Educational and General			
Personal Services			
Classified Staff	\$ 64,774 ¹	\$ 64,280	0.8%
Faculty & Unclassified Staff	102,567 ¹	108,576 ^{2,3}	-5.5%
Graduate Assistants	7,953	8,462	-6.0%
Salaries & Wages-Other	5,096	4,496	13.3%
Fringe Benefits	53,729	46,478	15.6%
Total Personal Services	\$ 234,119	\$ 232,292	0.8%
Other Personal Services			
All Other	125,383	120,561 ^{2,3}	4.0%
TOTAL	\$ 359,502	\$ 352,853	1.9%
Agricultural Experiment Station			
Personal Services			
Classified Staff	\$ 5,417	\$ 5,134	5.5%
Faculty & Unclassified Staff	11,137	10,629	4.8%
Graduate Assistants	5	10	-50.0%
Salaries & Wages-Other	484	410	18.2%
Fringe Benefits	5,937	4,464	33.0%
Total Personal Services	\$ 22,980	\$ 20,647	11.3%
Other Personal Services			
All Other	6,758	7,273	-7.1%
TOTAL	\$ 29,738	\$ 27,920	6.5%
Cooperative Agricultural Extension Service			
Personal Services			
Classified Staff	\$ 5,761	\$ 5,832	-1.2%
Faculty & Unclassified Staff	15,074	14,529	3.8%
Graduate Assistants	-	35	-100.0%
Salaries & Wages-Other	2,173	1,840	18.1%
Fringe Benefits	7,185	6,580	9.2%
Total Personal Services	\$ 30,193	\$ 28,816	4.8%
Other Personal Services			
All Other	11,485	10,046	14.3%
TOTAL	\$ 41,678	\$ 38,862	7.2%

¹ The proposed FY 2008-09 state appropriation revenue budget includes \$1.115 million for the state funded portion of the mandated 1% pay raise.

² For comparative purposes, FY 2007-08 initial state appropriation budget has been adjusted to reflect permanent budget amendments of \$2.898 million.

³ For comparative purposes, FY 2007-08 initial student fee revenue budget has been adjusted for graduate assistant revenue and expense of \$24M and \$3.51 million for summer school and offcampus revenues not previously budgeted. In addition, FY 2007-08 undergraduate tuition waivers of \$8.97 million have been reclassified and budgeted as graduate and undergraduate tuition waivers to conform to classifications currently in use.

Expense Budgets by Account for FY 2008-09 (\\$ in thousands)

	Proposed Budget FY2008-09	Initial Budget FY2007-08	Percent Change
UNRESTRICTED OPERATING EXPENSES			
Regulatory and Public Service			
Classified Staff	\$ 1,774	\$ 1,872	-5.3%
Faculty & Unclassified Staff	680	455	49.3%
Graduate Assistants	-	-	-
Salaries & Wages-Other	101	68	48.8%
Fringe Benefits	831	714	16.4%
Total Personal Services	\$ 3,386	\$ 3,109	8.9%
Other Personal Services			
All Other	1,104	1,379	-19.9%
TOTAL	\$ 4,490	\$ 4,488	-
Livestock and Poultry Health			
Classified Staff	\$ 1,226	\$ 1,291	-5.0%
Faculty & Unclassified Staff	889	833	6.7%
Graduate Assistants	67	112	-40.5%
Fringe Benefits	692	642	7.7%
Total Personal Services	\$ 2,874	\$ 2,878	-0.1%
Other Personal Services			
All Other	926	681	36.1%
TOTAL	\$ 3,800	\$ 3,559	6.8%
Bioengineering			
Classified Staff	\$ -	\$ -	
Faculty & Unclassified Staff	89	90	-1.1%
Fringe Benefits	25	22	14.5%
Total Personal Services	\$ 114	\$ 112	2.0%
Other Personal Services			
All Other	-	-	-
TOTAL	\$ 114	\$ 112	2.0%

**Expense Budgets by
Account for FY 2008-09
(\$ in thousands)**

	Proposed Budget FY2008-09	Initial Budget FY2007-08	Percent Change
UNRESTRICTED OPERATING EXPENSES (cont'd)			
Energy Center			
Classified Staff	\$ -	\$ -	-
Faculty & Unclassified Staff	71	14	414.8%
Fringe Benefits	24	4	464.3%
Total Personal Services	\$ 95	\$ 18	426.3%
Other Personal Services			
All Other	-	74	-100.0%
TOTAL	\$ 95	\$ 92	2.4%
TOTAL UNRESTRICTED OPERATING EXPENSES	\$ 439,417	\$ 427,886	2.7%
UNRESTRICTED AUXILIARY ENTERPRISES			
Classified Staff	\$ 12,651	\$ 11,713	8.0%
Faculty & Unclassified Staff	12,393	11,679	6.1%
Graduate Assistants	279	255	9.4%
Salaries & Wages-Other	2,378	2,303	3.2%
Fringe Benefits	8,878	8,145	9.0%
Total Personal Services	\$ 36,579	\$ 34,095	7.3%
Other Personal Services			
All Other	65,954	65,784	0.3%
TOTAL UNRESTRICTED AUXILIARY ENTERPRISES	\$ 102,533	\$ 99,879	2.7%

**Expense Budgets by
Account for FY 2008-09**
(\$ in thousands)

	Proposed Budget FY2008-09	Initial Budget FY2007-08	Percent Change
RESTRICTED OPERATING EXPENSES			
Small Grants & Contracts			
Classified Staff	\$ 1	\$ -	-
Faculty & Unclassified Staff	11	60	-82.4%
Graduate Assistants	57	17	243.4%
Salaries & Wages-Other	45	56	-19.1%
Fringe Benefits	12	18	-31.9%
Total Personal Services	<u>\$ 126</u>	<u>\$ 151</u>	<u>-16.3%</u>
Other Personal Services			
All Other	232	256	-9.4%
TOTAL SMALL GRANTS & CONTRACTS	\$ 358	\$ 407	-11.9%
Sponsored Program Activities			
Classified Staff	\$ 2,096	\$ 1,914	9.5%
Faculty & Unclassified Staff	9,161	9,771	-6.2%
Graduate Assistants	6,903	6,823	1.2%
Salaries & Wages-Other	8,606	8,011	7.4%
Fringe Benefits	5,536	5,172	7.0%
Total Personal Services	<u>\$ 32,302</u>	<u>\$ 31,691</u>	<u>1.9%</u>
Other Personal Services			
All Other	33,203	31,426	5.7%
TOTAL SPONSORED PROGRAM ACTIVITIES	\$ 65,505	\$ 63,117	3.8%
Scholarships and Student Aid			
All Other	73,968	66,288	11.6%
TOTAL SCHOLARSHIPS & STUDENT AID	\$ 73,968	\$ 66,288	11.6%

**Expense Budgets by
Account for FY 2008-09**
(\$ in thousands)

	Proposed Budget FY2008-09	Initial Budget FY2007-08	Percent Change
RESTRICTED OPERATING EXPENSES			
Restricted Expenses - Other			
Classified Staff	\$ 1,036	\$ 1,225	-15.4%
Faculty & Unclassified Staff	2,355	2,512	-6.3%
Graduate Assistants	365	355	2.8%
Salaries & Wages-Other	619	555	11.5%
Fringe Benefits	1,226	1,124	9.1%
Total Personal Services	<u>\$ 5,601</u>	<u>\$ 5,771</u>	<u>-3.0%</u>
Other Personal Services			
All Other	4,706	3,047	54.4%
TOTAL OTHER	<u>\$ 10,307</u>	<u>\$ 8,818</u>	<u>16.9%</u>
TOTAL RESTRICTED EXPENSES	<u>\$ 150,138</u>	<u>\$ 138,630</u>	<u>8.3%</u>
TOTAL OPERATING EXPENSES	<u>\$ 692,088</u>	<u>\$ 666,395</u>	<u>3.9%</u>

SUMMARY OF EXPENSE

BUDGETS

BY ACCOUNT

Summary of Expense Budgets By Account for FY 2008-09 (\$ in thousands)

	Proposed Budget FY2008-09	Initial Budget FY2007-08	Percent Change
SUMMARY - OPERATING EXPENSES			
Classified Staff	\$ 94,736 ¹	\$ 93,261	1.6%
Faculty & Unclassified Staff	154,424 ¹	159,148 ^{2,3}	-3.0%
Graduate Assistants	15,563	15,956	-2.5%
Salaries & Wages-Other	19,568	17,852	9.6%
Fringe Benefits	84,076	73,362	14.6%
Total Personal Services	<u>\$ 368,367</u>	<u>\$ 359,579</u>	<u>2.4%</u>
Other Personal Services			
All Other	\$ 323,721	\$ 306,816 ^{2,3}	5.5%
TOTAL OPERATING EXPENSES	<u>\$ 692,088</u>	<u>\$ 666,395</u>	<u>3.9%</u>

¹ The proposed FY 2008-09 state appropriation revenue budget includes \$1.115 million for the state funded portion of the mandated 1% pay raise.

² For comparative purposes, FY 2007-08 initial state appropriation budget has been adjusted to reflect permanent budget amendments of \$2.898 million.

³ For comparative purposes, FY 2007-08 initial student fee revenue budget has been adjusted for graduate assistant revenue and expense of \$24M and \$3.51 million for summer school and off campus revenues not previously budgeted. In addition, FY 2007-08 undergraduate tuition waivers of \$8.97 million have been reclassified and budgeted as graduate and undergraduate tuition waivers to conform to classifications currently in use.

EXPENSE BUDGETS

BY PROGRAM

Expense Budgets by Program for FY 2008-09 (\$ in thousands)

	Proposed Budget FY2008-09	Initial Budget FY2007-08	Percent Change
UNRESTRICTED OPERATING EXPENSES			
Basic Educational and General			
Instruction	\$ 179,750	\$ 165,262 ^{2,3}	8.8%
Research	24,928	34,692 ²	-28.1%
Extension & Public Service	3,188	3,293	-3.2%
Academic Support	48,375	49,876	-3.0%
Student Services	18,672	17,788	5.0%
Institutional Support	44,579	43,858	1.6%
Operation And Maintenance Of Plant	31,505	29,945	5.2%
Scholarships & Fellowships	9,590	9,590	0.0%
Mandatory And Nonmandatory Transfers	(1,085)	(1,451)	-25.2%
TOTAL	\$ 359,502	\$ 352,853	1.9%
Agricultural Experiment Station			
Research	\$ 29,044	\$ 27,469	5.7%
Extension & Public Service	-	-	-
Academic Support	694	451	53.7%
Scholarships & Fellowships	-	-	-
Mandatory And Nonmandatory Transfers	-	-	-
TOTAL	\$ 29,738	\$ 27,920	6.5%
Cooperative Agricultural Extension Service			
Research	\$ -	\$ 32	-100.0%
Extension & Public Service	41,415	38,584	7.3%
Academic Support	263	246	7.0%
Instruction	-	-	-
Mandatory And Nonmandatory Transfers	-	-	-
TOTAL	\$ 41,678	\$ 38,862	7.2%
Regulatory and Public Service			
Research	\$ -	\$ -	-
Extension & Public Service	4,490	4,488	-
Academic Support	-	-	-
Mandatory And Nonmandatory Transfers	-	-	-
TOTAL	\$ 4,490	\$ 4,488	-

¹ The proposed FY 2008-09 state appropriation revenue budget includes \$1.115 million for the state funded portion of the mandated 1% pay raise.

² For comparative purposes, FY 2007-08 initial state appropriation budget has been adjusted to reflect permanent budget amendments of \$2.898 million.

³ For comparative purposes, FY 2007-08 initial student fee revenue budget has been adjusted for graduate assistant revenue and expense of \$24M and \$3.51 million for summer school and off campus revenues not previously budgeted. In addition, FY 2007-08 undergraduate tuition waivers of \$8.97 million have been reclassified and budgeted as graduate and undergraduate tuition waivers to conform to classifications currently in use.

Expense Budgets by Program for FY 2008-09 (\$ in thousands)

	Proposed Budget FY2008-09	Initial Budget FY2007-08	Percent Change
UNRESTRICTED OPERATING EXPENSES (cont'd)			
Livestock and Poultry Health			
Research	\$ -	\$ -	-
Extension & Public Service	3,679	3,554	3.5%
Academic Support	121	5	2367.4%
Mandatory And Nonmandatory Transfers	-	-	-
TOTAL	\$ 3,800	\$ 3,559	6.8%
Bioengineering			
Research	\$ 114	\$ 112	2.0%
TOTAL	\$ 114	\$ 112	2.0%
Energy Center			
Research	\$ 95	\$ 92	3.1%
TOTAL	\$ 95	\$ 92	3.1%
TOTAL UNRESTRICTED OPERATING EXPENSES	\$ 439,417	\$ 427,886	2.7%
UNRESTRICTED AUXILIARY ENTERPRISES			
Auxiliary	\$ 83,282	\$ 79,556	4.7%
Institutional Support	-	-	-
Instruction	1,566	1,512	3.6%
Student Services	5,455	5,218	4.6%
Scholarships & Fellowships	6,844	6,087	12.4%
Mandatory And Nonmandatory Transfers	5,386	7,506	-28.2%
TOTAL UNRESTRICTED AUXILIARY ENTERPRISES	\$ 102,533	\$ 99,879	2.7%
RESTRICTED OPERATING EXPENSES			
Small Grants & Contracts			
Instruction	\$ 2	\$ 5	-54.2%
Research	316	384	-17.6%
Extension & Public Service	39	18	120.6%
Scholarships & Fellowships	1	-	-
Mandatory And Nonmandatory Transfers	-	-	-
TOTAL SMALL GRANTS & CONTRACTS	\$ 358	\$ 407	-11.9%

**Expense Budgets by
Program for FY 2008-09**
(\$ in thousands)

	Proposed Budget FY2008-09	Initial Budget FY2007-08	Percent Change
RESTRICTED OPERATING EXPENSES(cont'd)			
Sponsored Program Activities			
Instruction	\$ 3,351	\$ 2,900	15.6%
Research	51,198	48,532	5.5%
Extension & Public Service	11,678	11,366	2.7%
Mandatory And Nonmandatory Transfers	(722)	319	-326.6%
TOTAL SPONSORED PROGRAM ACTIVITIES	\$ 65,505	\$ 63,117	3.8%
Scholarships & Fellowships			
Instruction	\$ 7	\$ -	-
Scholarships & Fellowships	62,261	55,632	11.9%
Mandatory And Nonmandatory Transfers	11,700	10,656	9.8%
TOTAL SCHOLARSHIPS & STUDENT AID	\$ 73,968	\$ 66,288	11.6%
Other			
Instruction	\$ 980	\$ 1,534	-36.1%
Research	4,525	3,982	13.6%
Extension & Public Service	1,209	791	52.9%
Academic Support	2,670	1,373	94.5%
Student Services	57	82	-31.1%
Institutional Support	705	1,023	-31.0%
Operation And Maintenance Of Plant	12	14	-15.1%
Scholarships & Fellowships	6	13	-53.2%
Auxiliary Enterprises	6	6	-3.3%
Mandatory And Nonmandatory Transfers	137	-	-
TOTAL OTHER	\$ 10,307	\$ 8,818	16.9%
TOTAL RESTRICTED OPERATING EXPENSES	\$ 150,138	\$ 138,630	8.3%
TOTAL OPERATING EXPENSES	\$ 692,088	\$ 666,395	3.9%

SUMMARY OF EXPENSE

BUDGETS

BY PROGRAM

Summary of Expense Budgets by Program for FY 2008-09 (\\$ in thousands)

	Proposed Budget FY2008-09	Initial Budget FY2007-08	Percent Change
SUMMARY BY PROGRAM			
Instruction	\$ 185,658	\$ 171,213 ^{2,3}	8.4%
Research	110,220	115,295 ²	-4.4%
Extension & Public Service	65,698	62,092	5.8%
Academic Support	52,123	51,951	0.3%
Student Services	24,183	23,088	4.7%
Institutional Support	45,284	44,881	0.9%
Operation And Maintenance Of Plant	31,517	29,960	5.2%
Scholarships & Fellowships	78,702	71,323	10.3%
Auxiliary Enterprises	83,286	79,563	4.7%
Mandatory And Nonmandatory Transfers	15,417	17,029	-9.5%
TOTAL OPERATING EXPENSES	<u>\$ 692,088</u>	<u>\$ 666,395</u>	<u>3.9%</u>

¹ The proposed FY 2008-09 state appropriation revenue budget includes \$1.115 million for the state funded portion of the mandated 1% pay raise.

² For comparative purposes, FY 2007-08 initial state appropriation budget has been adjusted to reflect permanent budget amendments of \$2.898 million.

³ For comparative purposes, FY 2007-08 initial student fee revenue budget has been adjusted for graduate assistant revenue and expense of \$24M and \$3.51 million for summer school and off campus revenues not previously budgeted. In addition, FY 2007-08 undergraduate tuition waivers of \$8.97 million have been reclassified and budgeted as graduate and undergraduate tuition waivers to conform to classifications currently in use.

Foundation Budget FY08 vs. FY09 (\$ in thousands)

	FY08 Projected	FY09 Budget	% Variance	\$ Variance
REVENUES				
Unrestricted Annual Gifts	\$1,041	\$1,061	2%	\$20
Earnings on Current Funds	1,791	1,350	-(25%)	(441)
Support Fee from Endowments - .65%	2,367	2,428	3%	61
Endowment Payout to CUF from Unrestricted Endowments	399	543	36%	144
Operating Revenue	5,598	5,382	-(4%)	(215)
Campaign Funding (A)	807	842		
TOTAL	\$6,405	\$6,224	-(3%)	-\$ (181)
Expenditure Budgets				
CUF Operations				
Donor Services	\$237	\$279	18%	\$42
Finance & Admin	734	739	1%	5
Special Projects Reserve	200	-	-(100%)	(200)
TOTAL	\$1,171	\$1,018	-(13%)	-\$ (153)
Fundraising				
Development Office	\$565	\$678	20%	\$113
Annual Fund	262	386	47%	124
Information Technology	91	91	0%	-
TOTAL	\$918	\$1,155	26%	\$238
CU Support				
CU Prog - Scholarships, Fellowships	\$1,371	\$1,571	15%	200
Alumni/Marketing/Clemson World	388	188	-(52%)	(200)
CU Discretionary Accts	413	429	4%	16
CU Official Functions	295	296	0%	1
Compensation	181	181	0%	0
TOTAL	\$2,648	\$2,665	1%	\$17
Operating Budget	\$4,737	\$4,838	2%	\$101
Campaign Budget	807	842	4%	34
TOTAL	\$5,544	\$5,680	2%	\$136
NET INCOME	\$861	\$544		
Commitments				
Campaign Expenses (A)	(842)			
Balance to Unrestricted Endowment	\$20			

(A) Assumes approved use of "excess" unrestricted funds for FY09 budget

Glossary of Terms

Academic Support – Academic support includes the libraries, computing support and academic administration.

Account – Detail classification of expenditure type.

Auxiliary Enterprises - An Auxiliary Enterprise furnishes goods or services to students, faculty and staff, other institutional departments and incidentally to the general public for a fee related to the cost of the service. Auxiliary enterprises are expected to be self supporting, with revenues supporting the operating and capital needs of the enterprise. Examples include residence halls, dining, athletics, bookstores, and transportation and student health services.

Clemson University Foundation (CUF) – A related organization chartered to support the University's private fund-raising efforts.

Current Funds – Resources of the institution expendable for the operating purposes of the University.

Debt Service - Principal and interest payments on debt.

Educational and General (E&G) – E & G are the operations related to the mission of the University including instructions, research, public service, academic support, student services, institutional support and maintenance and operation of the physical plant. E & G revenues consist primarily of state general fund appropriations and tuition and fees generated by the University.

Extension and Public Service - Costs associated with non-instructional services beneficial to individuals and groups external to the institution.

Federal Appropriations - Appropriations received from the Federal Government used primarily by Agricultural Experiment Stations and Cooperative Extension.

Graduate Assistant Differential (GAD) – An allocated number of units of graduate assistantships determined and granted by the Graduate School to the associated degree-granting colleges. The value of a GAD is determined by subtracting the graduate assistant fee from the full-time in-state tuition and fee rate excluding the Technology Fee.

Institutional Support – Institutional support areas are the central, executive-level activities for the management and long range planning of the University. Examples include the governing board office, executive management, planning and programming operations, legal services, fiscal operations, advancement, space management, human resources, procurement and other support services for faculty and staff not operated as an auxiliary enterprise

Instruction – The instruction category includes the teaching faculty, support staff, instructional equipment and operating costs directly related to instruction. Departmental research not separately budgeted is also included in this category.

Internal Recoveries – Charges for services performed between University departments.

Mandatory Transfers – Legally required transfer of funds, generally related to debt covenants requiring the payment of principal and interest on bonds and other indebtedness.

Non-Mandatory Transfers - Voluntary transfers between funds.

Glossary of Terms

Operation and Maintenance of Plant - Buildings and grounds maintenance, utilities and general services.

Program – Major classification of functions within the University regardless of organizational placement.

Public Service Activities (PSA) – One of two state agencies comprising Clemson University including Cooperative Extension Service, Agricultural Research, and Regulatory Services.

Related Organizations – Separately chartered legal entities whose activities primarily provide financial assistance and other support to the University and its educational programs.

Research - This category includes research sponsored by parties outside the University as well as separately budgeted University funded research.

Restricted Funds –Funds primarily from gifts, grants and contracts that are restricted by donors or other outside parties.

Scholarships and Fellowships - Scholarships and fellowships include expenditures for undergraduate and graduate student assistance and are funded from E & G funds, gifts, endowment income and federal sources.

State Appropriations - Legislative appropriations from the State of South Carolina general revenues for the operation of the University.

Student Fees - Revenues collected from students for registration in regular courses.

Student Services – The student services category includes expenses incurred for the primary purpose of contributing to the students’ emotional and physical well being and intellectual, cultural and social development outside the context of the formal classroom. The admissions office, the registrar, expenses for student organizations, counseling and career guidance, and student aid administration are some examples of student service areas.

University Generated Revenue - Revenue from sales and services to external parties.

Unrestricted Funds - Current funds derived from state appropriations, student fees, institutional revenue and auxiliary operations.